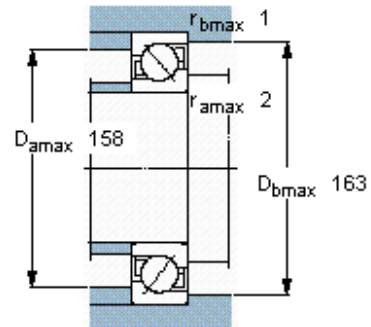
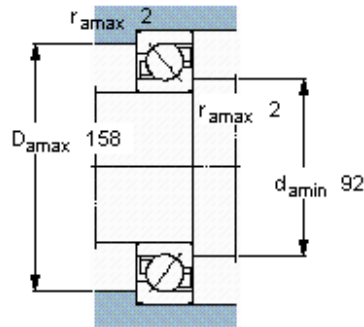
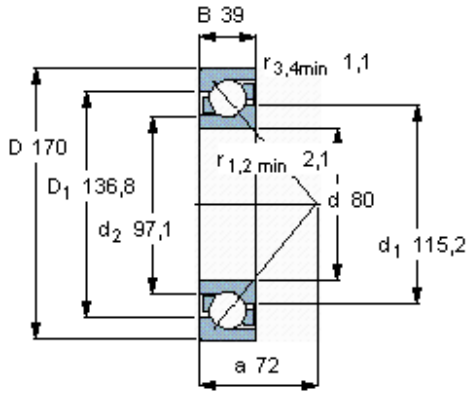


Angular contact ball bearings, single row

Principal dimensions			Basic load ratings		Speed ratings	Limiting speed	Designation
d	D	B	dynamic C	static C0	Reference speed		
mm			kN		r/min		<b>* SKF Explorer bearing</b>
<b>80</b>	170	39	143	118	5000	5000	<b>7316 BEGAP *</b>



**Calculation factors**

- $k_r$  0,1
- $k_a$  1,6
- $e$  1,14
- $X$  0,35
- $Y$  0,57
- $Y_0$  0,26